

HAND HELD CUT-OFF SAWS



POWERFUL
EASY START
INNOVATIVE
LONG LIFE
LOW MAINTENANCE

NORTON
SAINT-GOBAIN®

clipper®



MADE IN GERMANY



4kW



NORTON

SAINT-GOBAIN®

clipper®

FAST ENOUGH TO GET YOU ON AND OFF THE JOB. TOUGH ENOUGH TO LAST.

Norton Clipper introduces a new option for hand held cut-off saws.

Raw power for smooth, fast cuts with features that prolong saw life, prevent engine damage and guarantee everyday reliability. **Available in a standard version and the patented iLube®** that mixes oil and fuel electronically. No more pre-mixing.


Easy start without the hassle of a choke.

A five point **vibration reduction** system, **v-belts** transferring power to the blade and a **semi-automatic belt tensioning** system for enhanced user experience.



THE 6 KEY ELEMENTS WHICH MAKE THE DIFFERENCE


- Easy starting
- Durability
- Performance
- Ease of use and maintenance
- Better ergonomics
- Low vibrations, dust, emissions and noise



3-STEP EASY START – HOT OR COLD

The **electronic carburettor's** electro-magnetic valve eliminates the standard choke and half throttle start. Simply turn the saw on, and:

1. Push the primer 3x
2. Push decompression button
3. Pull the recoil



MULTI-STAGE AIR FILTRATION

Patented twin-pipe interceptors create an **air pulsation** that draws fresh air in while pushing hot air away from the engine and releasing it out of the back to keep the saw running cool and **reduce debris being trapped** in the filter. The **external rocker wheel** vibrates the filter to further help release debris. This system **extends filter life** for less cleaning/replacement.

NORTON CLIPPER HAND HELD CUT-OFF SAWS

4 different models of Norton Clipper hand held cut off saws are available:

- With Max. blade diameter of **300 or 350mm**;
- With standard **petrol+ 2% oil mix** or **iLube® automatic mixing** technology.

The **magnesium** blade guard improves safety and reduces weight, while the ergonomic **back-end handle** and enhanced weight balance prevent fatigue.

NO MORE PRE-MIXING OIL & FUEL



Save costs through buying fuel and oil separately.

Fill in the 2 distinct tanks and the patented iLube® system will automatically mix oil and fuel for maximum efficiency and prevent damage.

No more overheating from forgetting oil, or piston clogging through too rich mixes.

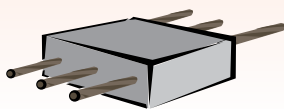
NORTON CLIPPER DIAMOND BLADES

The Norton Clipper diamond blades range offers a vast choice of products for all cutting applications, **3 quality grades, 5 application colours** to make sure you pick the right product to fit on our Norton Clipper handheld petrol saws.

MOST COMMON HANDHELD CUT-OFF MATERIAL APPLICATIONS:

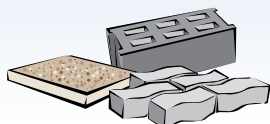
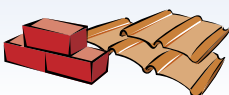
CONCRETE AND CONCRETE PRODUCTS

Reinforced concrete, cured concrete, kerb stones, concrete pipes, engineering bricks, facing bricks, refractory bricks, flagstones and paving stones, block paving, washed gravel, concrete slabs, natural stone, flint, sandstone, limestone.



UNIVERSAL USE - BUILDING MATERIALS

Reinforced concrete, cured concrete, kerbs, concrete pipes, bricks, block paving, flagstones and paving stones, washed gravel, concrete slabs, natural stone, sandstone, limestone, flint.



CLIPPER DYNAMIC ★★★★★

Clipper Dynamic is NORTON's TOP-OF-THE-RANGE product line incorporating the LATEST TECHNOLOGY in segment and core design. The range is INNOVATIVE and designed to meet the requirements of the professional building and construction market with the HIGHEST LEVELS OF PERFORMANCE with regard to speed of cut, product life, ease of use and safety. These benefits result in lower overall operating costs.

CLIPPER PRO ★★★★★☆

CLIPPER Pro is a range of HIGH PERFORMANCE products delivering higher than average performance with regard to speed of cut and product life. The products are designed for EASE OF USE and manufactured to the highest SAFETY standards. Perfect for PROFESSIONALS and for INTENSIVE use.

CLIPPER CLASSIC ★★★★★

The Clipper Classic range is a QUALITY, COST EFFECTIVE range giving a GOOD ALL ROUND performance with regard to speed of cut and product life. The products are manufactured to the same safety and quality standards as the other ranges.

BEST SELLERS

Norton Clipper diamond blades are among the most innovative and best performing blades on the market

SILENCIO

🔪 🌀 LASER

FOR HAND HELD CUT-OFF SAWS ONLY:

Norton Silencio is one of our fastest cutting blades with a silent steel centre and 15mm segment height.

Item No	EN 13 Code	🔪 🌀 LASER	Ø(mm)	Bore(mm)	Segment (H/W)
70184629000	5450248398226	🔪 🌀 LASER	300	20	15/3,1
70184642421	5450248498308	🔪 🌀 LASER	300	25,4	15/3,1
70184647780	5450248570998	🔪 🌀 LASER	350	20	15/3,1
70184628999	5450248398219	🔪 🌀 LASER	350	25,4	15/3,1

DUO EXTREME + DYNAMIC

NEW

★★★★★ 🔪 🌀 LASER

The new Norton Clipper DUO EXTREME+ is 20% faster than previous generation and has a unique dual segment shape.

Item No	EN 13 Code	🔪 🌀 LASER	Ø(mm)	Bore(mm)	Segment (H/W)
70184647787	5450248570745	🔪 🌀 LASER	300	20	15/3,0
70184647788	5450248570752	🔪 🌀 LASER	300	25,4	15/3,0
70184647789	5450248570769	🔪 🌀 LASER	350	20	15/3,2
70184647790	5450248570776	🔪 🌀 LASER	350	25,4	15/3,2

SUPER BETON EVO PRO

★★★★★ 🔪 🌀 LASER

Very good value for money laser welded blade for intensive use on a wide range of construction materials (dry or wet cutting).

Item No	EN 13 Code	🔪 🌀 LASER	Ø(mm)	Bore(mm)	Segment (H/W)
70184611453	5450248185123	🔪 🌀 LASER	300	20	12/2,8
70184611455	5450248185147	🔪 🌀 LASER	300	25,4	12/2,8
70184611456	5450248185154	🔪 🌀 LASER	350	20	12/2,8
70184611458	5450248185178	🔪 🌀 LASER	350	25,4	12/2,8

CLASSIC BETON CLASSIC

★★★★☆ 🔪 🌀 LASER

Good value for money laser welded blade for dry or wet cutting.

Item No	EN 13 Code	🔪 🌀 LASER	Ø(mm)	Bore(mm)	Segment (H/W)
70184626869	5450248353621	🔪 🌀 LASER	300	20	10/2,8
70184626870	5450248353638	🔪 🌀 LASER	300	25,4	10/2,8
70184626871	5450248353645	🔪 🌀 LASER	350	20	10/2,8
70184626872	5450248353652	🔪 🌀 LASER	350	25,4	10/2,8

4x4 EXPLORER + THE MULTI-PURPOSE BLADE

NEW

🔪 🌀 LASER

MULTIPURPOSE and VERSATILE diamond blade with 12mm high laser welded segment.

Item No	EN 13 Code	🔪 🌀 LASER	Ø(mm)	Bore(mm)	Segment (H/W)
70184646881	5450248549994	🔪 🌀 LASER	300	20	12/3,0
70184646870	5450248548898	🔪 🌀 LASER	300	25,4	12/3,0
70184646154	5450248538448	🔪 🌀 LASER	350	25,4	12/3,2
70184646571	5450248545538	🔪 🌀 LASER	350	20	12/3,2

GRANITE TURBO LASER PRO

★★★★★ 🔪 🌀 LASER

Fast cutting speed in a wide range of materials, especially designed to perform in **granite, natural stones** and hard concrete.

Item No	EN 13 Code	🔪 🌀 LASER	Ø(mm)	Bore(mm)	Segment (H/W)
701846 26530	5450248 351016	🔪 🌀 LASER	300	20	12/3,2
701846 26529	5450248 351009	🔪 🌀 LASER	300	25,4	12/3,2
701846 26531	5450248 351023	🔪 🌀 LASER	350	20	12/3,2
701846 26532	5450248 351047	🔪 🌀 LASER	350	25,4	12/3,2

EURO ZML EVO PRO

★★★★★ 🔪 🌀 LASER

Excellent Value for money. FAST CUTTING general purpose laser blade with 10mm high segments.

Item No	EN 13 Code	🔪 🌀 LASER	Ø(mm)	Bore(mm)	Segment (H/W)
701846 22225	5450248 233190	🔪 🌀 LASER	300	20	10/2,8
701846 22314	5450248 233213	🔪 🌀 LASER	300	25,4	10/2,8
701846 22315	5450248 233220	🔪 🌀 LASER	350	20	10/2,8
701846 22227	5450248 233237	🔪 🌀 LASER	350	25,4	10/2,8

CLASSIC LASER CLASSIC

★★★★☆ 🔪 🌀 LASER

Good value for money laser welded diamond blade for dry or wet cutting.

Item No	EN 13 Code	🔪 🌀 LASER	Ø(mm)	Bore(mm)	Segment (H/W)
701846 26839	5450248 353461	🔪 🌀 LASER	300	20	10/2,5
701846 26840	5450248 353478	🔪 🌀 LASER	300	25,4	10/2,5
701846 26842	5450248 353492	🔪 🌀 LASER	350	25,4	10/2,8

CLASSIC UNI CLASSIC

★★★★☆ 🔪 🌀 LASER

Value for money sintered blade for dry or wet cutting.

Item No	EN 13 Code	🔪 🌀 LASER	Ø(mm)	Bore(mm)	Segment (H/W)
701846 26811	5450248 353157	🔪 🌀 LASER	300	20	10/3,0
701846 26813	5450248 353171	🔪 🌀 LASER	350	25,4	10/3,2

TECHNICAL SPECIFICATIONS

TECHNICAL SPECIFICATIONS	CP512-300	CP512-300 iLube®	CP514-350	CP514-350 iLube®
Item No	70184647558	70184647560	70184647562	70184647564
EAN13 Barcode	5450248563105	5450248563112	5450248563129	5450248563136

CHARACTERISTICS	CP512-300	CP512-300 iLube®	CP514-350	CP514-350 iLube®
Max. blade diameter (mm)	300	300	350	350
Cutting depth (mm)	100	100	125	125
Arbor size (mm)	20	20	20	20
Blade flange diameter (mm)	100	100	100	100
Side of cut	Centre	Centre	Centre	Centre
Blade/Chain speed (rpm)	4450	4450	4450	4450
Blade shaft bearings	Heavy Duty Sealed	Heavy Duty Sealed	Heavy Duty Sealed	Heavy Duty Sealed
Blade shaft drive	1 V-Belt	1 V-Belt	1 V-Belt	1 V-Belt
Motor	Single-Cylinder Two-Stroke engine	Single-Cylinder Two-Stroke engine, with iLube® automatic lubrication	Single-Cylinder Two-Stroke engine	Single-Cylinder Two-Stroke engine, with iLube® automatic lubrication
Maximum power (kW)	4.0	4.0	4.0	4.0
Engine speed (rpm)	9,500	9,500	9,500	9,500
Starter	Manual recoil	Manual recoil	Manual recoil	Manual recoil
Air filtration	Heavy Duty paper filter with 2-stage pulsating air-stream	Heavy Duty paper filter with 2-stage pulsating air-stream	Heavy Duty paper filter with 2-stage pulsating air-stream	Heavy Duty paper filter with 2-stage pulsating air-stream
Electronic control carburettor with Smart Choke	YES	YES	YES	YES
Fuel capacity (l)	0.9	0.9	0.9	0.9
Oil capacity (l)	-	0.32	-	0.32

Sound Level ^{2,3} L _{peg} (EN ISO 19432 Annex B) dB(A)	98	98	98	98
Sound Power Level ^{2,3} L _{weg} (EN ISO 19432 Annex B) dB(A)	108	108	108	108
Weighted Effective Acceleration ^{2,4} a _{h_v,eq} (EN ISO 19432 Annex C)	4,5 / 6,0	4,5 / 6,0	4,5 / 6,0	4,5 / 6,0
Rear Handle / Top Handle m/s ²				

Net Weight (kg)	10.1	10.4	10.2	10.5
Height (mm)	430	430	430	430
Length (mm)	750	750	775	775
Width (mm)	267	267	267	267

CP514-350
standard



CP514-350i
with iLube®
automatic mix

MAKE DIAMOND BLADE SAFETY YOUR NUMBER ONE PRIORITY

KNOW THE DO'S AND DON'TS OF HIGH-SPEED DIAMOND BLADES

Whether the job is done by a large contractor or a homeowner, it's very important that he or she is aware of all safety concerns relating to diamond blades before they're used.

Diamond blades mounted on petrol hand-held saws can rotate up to 6,300 rpm for a 300mm diamond blade. With this in mind, it's easy to understand why safety has to be the number one priority.

Norton Clipper diamond blades comply with the most demanding European safety regulations EN13236:2010.

Norton abrasive thin wheels comply perfectly with European safety standard EN12413.

They are designed for specific applications, such as cutting hard or abrasive materials or wet-and-dry cutting situations.

Due to these variations, it's important that the correct diamond blade is used for the appropriate job and the operator has been instructed on the corresponding actions to do.



CUTTING DO'S

- Follow the manufacturer's recommendations regarding specifications for the material to be cut and suitability for dry-cutting applications.
- Inspect the diamond saw blade for damage from shipment or previous use.
- Inspect the diamond blade periodically during use for core flatness, fatigue cracks, segment damage, undercutting and damage to the arbor hole.
- Check the mounting flanges to be sure that they are of equal or correct diameter, do not show excessive wear and are flat.
- Be sure that the diamond blade is mounted on a correct diameter blade shaft between proper blade flanges and is securely hand-tightened with the wrench provided or an adjustable wrench no longer than 200mm.
- Consult the operating manual for proper machine maintenance conditions.
- Check the machine for proper operating conditions:
 - All fluids are at proper levels
 - Blade shaft bearings are free of end and radial play
 - V-Belts are properly tensioned and pulleys checked for excessive wear.
 - Blade guard is in place and properly secured before operating.

- Be sure there is a continuous water flow to each side of the wet-cutting blades. An adequate water supply is required for wet-cutting blades to maintain blade life and cutting efficiency.
- Follow the manufacturer's recommended pulley sizes and operating speeds. For specific blade diameters, refer to manufacturer's operating manual.

HAND HELD CUT-OFF BLADES

Maximum blade cutting depths and recommended operating speeds

Blade diameter (mm)	Cutting depth (mm)	Maximum safe speed (rpm)
300	100	6300
350	125	5460

For additional safety and use tips, refer to the official OSA "DO's & DONT's" safety advice (Organisation for the Safety of Abrasives).

Remember, your actions can prevent segment loss and personal injury. Know and follow all of the blade's and saw's safety rules.

The Norton Clipper hand held cut-off saws are covered by a 6-month commercial warranty, from the date of sale. Warranty conditions are detailed in the instruction manual.

www.norton.eu

Saint-Gobain Abrasives S.A.
190 Bd J.F. Kennedy
L-4930 Bascharage
Luxembourg
Tel: +352 50401 1
Fax: +352 50163 3
sales.nlx@saint-gobain.com
Form 2392

Norton is a registered trademark of Saint-Gobain Abrasives.

Saint-Gobain Abrasifs
European Headquarters
Rue de l'Ambassadeur - B.P.8
78 702 Conflans Cedex
France
Tel: +33 (0)1 34 90 40 00
Fax: +33 (0)1 39 19 89 56

Saint-Gobain Abrasives Ltd
Doxey Road
Stafford
ST16 1EA
United Kingdom
Tel: +44 178 522 3281
Fax: +44 178 521 348

